



OPERATION MANUAL

1. Open the battery cover, insert a CR2032 battery.
2. Press & hold  to turn on/off.
3. Short press  continuously to select tuning item: Guitar, Bass, Violin and Ukulele.
4. Clip on the strongest vibrating part of your instrument.
5. The display shows the note and string number when you are playing.
*(when flat or sharp, the display turns orange;
when in tune, the display turns green)*
6. The tuner will turn off automatically if there is no signal within 5 minutes

SPECIFICATIONS

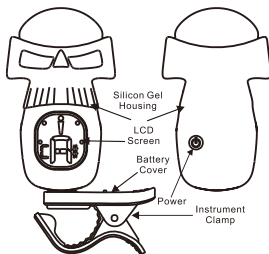
Tuning: Chromatic Guitar, Bass,
Violin, Ukulele

Tuning Mode: Vibration

Precision: ± 1 cent

Tuning range: A0(27.5Hz) - C8(4186Hz)

Response Time: <20ms



- TIPS:** 1. If the tuner doesn't work, take out the battery and re-insert. 2. When the screen becomes dark or tuning becomes slow, replace with a new battery. 3. Recycle the used Battery.