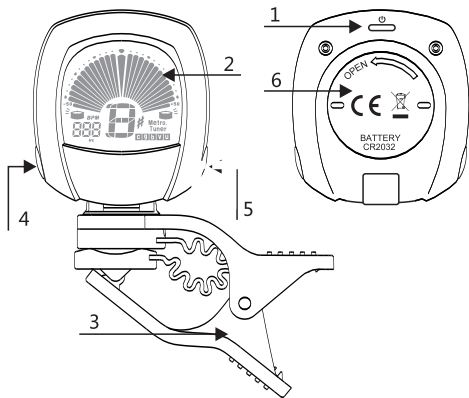
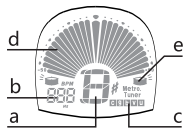


OPERATION MANUAL

Illustration



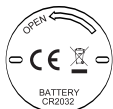
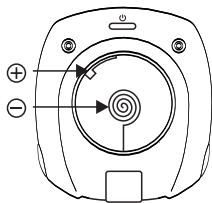
Display illustration



- a. Note name
- b. String number/Calibration
- c. Tuning mode
- d. Intonation indicator
- e. Tap tempo metronome

1. Power :On (Off)
2. LCD Color Screen
3. Instrument Clamp
4. Pitch Calibration :
Press: continuously up 1HZ
Long press: continuously up 10HZ
5. Tuning mode button :
Long press : Select tuner/metronome
Press: In Tuning mode:Chromatic, Guitar,Bass, Violin,
Ukulele
In Tap metronome mode is on/off tempo
6. Battery Door

Installing the battery illustration



Please follow the arrows open the battery cover.

1. Please follow the arrows open the battery door. Insert a CR2032 battery . (attention to the "+" and "-"charges in illustration.) The battery life may differ according to the conditions of use.
2. If the unit appears self-checking frequently, please take battery out and wait for 1-3minutes to reinstall the battery.
3. Please change battery according to the top right corner electrical quantity display .when the display screen of the unit become dark or tuning react slowly, please replaced a new battery in time.
4. Please do not arbitrarily discard the waste battery.

Operation

1. Press the "on/off" button, is Clip tuning mode.
2. Press the "Mode"button ,Choosing Tune/Metronome mode you want. In default, it's tune mode when you power on the Shot press the "Mode" button, choosing tuning way you needs:
Chromatic, Guitar,Bass,Ukulele, Violin.
3. Clip the tuner on the strongest vibrating part of your instrument.
4. As soon as you play a note, The color display will indicate the note you are playing and how lose to pitch you are.
The left side of the display (Yellow) indicates flat.
The right of display (Red) is Sharp.
The Middle of display (Green)is in tune .
5. In Chromatic mode ,the screen will display empty of note name ,string number.
6. The unit will shut off automatically if there is no signal within 5 minutes.
7. The unit will self-motion memory last time your setting. If reinstall the battery ,the unit automatic return to initial setting.

Specifications

Tuning : Chromatic, Guitar, Bass, Ukulele , Violin
Tuning way : Vibration.
Tuning range : A0(27.5Hz)~C8(4186Hz)
Precision : ± 1 cent
Calibration : 410Hz~490Hz , A4=440Hz
Tempo range : 30-250bpm
Power : 3V ,Battery (CR2032) $\times 1$
Dimension : 91mm \times 64mm \times 24mm
Weight : 26g
Accessories :Operation manual,
1 piece battery (CR2032)